https://journals.unizik.edu.ng/ujcee

Unizik Journal of Chemical & Environmental Engineering

Volume 2, Issue 6, Pages 097-110, 2026

Received: 23.06.2026
Accepted: 10.07.2026
Published: 25.07.2026

Soxhlet Extraction and Characterization of Calabash Seed Oil as an Alternative Feedstock for Aviation Biofuel Production

Calista Ejiofor [1,*], Joseph Nwabanne [2], Philomena Igbokwe [3]

1 Department of Chemical Engineering, Nnamdi Azikiwe University, PMB 5025 Awka; cc.ejiofor@unizik.edu.ng
2 Department of Chemical Engineering, Nnamdi Azikiwe University, PMB 5025 Awka; jt.nwabanne@unizik.edu.ng
3 Department of Chemical Engineering, Nnamdi Azikiwe University, PMB 5025 Awka; pk.igbokwe@unizik.edu.ng

* Correspondence: cc.ejiofor@unizik.edu.ng

Abstract

This study investigated the potential of calabash seed oil (Lagenaria siceraria) as a sustainable feedstock for aviation biofuel production. The oil extraction process was optimised using Response Surface Methodology (RSM) based on a Central Composite Design (CCD), considering extraction temperature, extraction time, and solvent-to-solid ratio as independent variables; and oil yield as the response. Soxhlet extraction with n-hexane was employed for oil recovery, while the extracted oil was characterised through physicochemical analysis, Fourier Transform Infrared Spectroscopy (FTIR), and Gas Chromatography–Mass Spectrometry (GC–MS). The quadratic model developed for the extraction process showed high statistical significance with an R^2 value of 0.9691 and insignificant lack of fit of p-value, 0.2199, confirming its adequacy for predicting oil yield. The optimum extraction conditions were obtained at 60 °C, 120 min extraction time and a solvent-to-solid ratio of 80 mL/g, resulting in an experimental oil yield of 52.302%. The physicochemical properties of the oil revealed low moisture content (0.742%), low acid value (1.738 mg KOH/g), low free fatty acid content (0.869%), high flash point (289.3 °C), favourable pour point (-22.4 °C), and moderate iodine value (71.141 g I_2/100 g oil), indicating promising suitability for hydroprocessed esters and fatty acids (HEFA)-based aviation biofuel production. FTIR analysis confirmed the presence of triglycerides, ester functional groups, unsaturated fatty acids, and long-chain hydrocarbons essential for renewable jet fuel production. GC–MS analysis showed that linoleic acid (39.67%), stearic acid (21.11%), oleic acid (11.62%), and palmitic acid (10.78%) were the dominant fatty acids, demonstrating a favourable C16–C18 carbon chain distribution suitable for jet fuel-range hydrocarbon production. Although the oil exhibited relatively high viscosity and peroxide value, the overall findings suggest that calabash seed oil possesses significant potential as a non-edible, and renewable feedstock for sustainable aviation fuel production after appropriate upgrading and refining processes.

Keywords: Calabash seed oil, Aviation biofuel, Extraction, RSM, FTIR, GC-MS

Introduction

Due to the limitations of fossil fuels (their finite nature and environmental problems), considerable attention has been given to fuel production from vegetable oils as an alternative to fossil-based fuels. The main constituent of plant oils is triglycerides, a fatty acid ester composed of a glycerol backbone with three fatty acid moieties. The vegetable oils have gained considerable attention as a sustainable feedstock for biofuel production because of the presence of these triglycerides with very high energy density (Tumba et al., 2021), high paraffinic

and low oxygen contents, which can be readily upgraded to high-energy density fuels via various catalytic conversions (Khan et al., 2019; Kim et al, 2018). They are in great demand for biofuel production because they do not increase the global Carbon dioxide level and are renewable (Boichenko et al., 2020).

The fatty acids are aliphatic carbon chains attached to a carboxyl group, with varying degrees of unsaturation ranging from 0 to 3 double bonds (Cheah et al., 2022). They contain even numbers of carbon atoms ranging from about C8 to C22, but C12, C16, and C18 fatty acids tend to be the most abundant in vegetable oils (Fu et al., 2011). Plant oil fatty acid composition varies with the type and quality of the plant's source, as well as geographical and climatic conditions on which the plant grows (Cheah et al., 2022).

To improve the yield of light hydrocarbons, some physicochemical properties of the oil, such as water content, acid number, viscosity, density, and higher heating value (HHV), should be considered. Generally, the density, viscosity, acidity, and HHV of triglyceride-based vegetable oils are more favourable than biomass pyrolysis oil, making vegetable oils more suitable for jet biofuel production (Khan et al., 2019). The rapid increase in biofuel production from edible vegetable oils such as: palm oil, soybean oil, and sunflower oil (Markov et al., 2021), has sparked a debate on its negative impact on the global food supply chain. As a solution to this problem, a lot of non-edible seed oils such as camelina sativa L. (Resurreccion et al., 2021; Boichenko et al., 2020), Jatropha, rapeseed, reutealis trisperma oil (Nugraha et al., 2024), etc., have been studied and found to be suitable for biofuel production. The cultivation of non-edible oil crops does not compete with existing food crops or vegetable cultivation. This is because most non-edible oil crops can adapt to arid and steppe conditions and require low fertility and low moisture to grow. Some even have a short growth phase suitable for rotational cropping (Resurreccion et al., 2021). Thus, the utilisation of non-edible crops for aviation biofuel production would eliminate the food-fuel trade-off. In addition, non-edible oils are more saturated than edible oils, thus requiring less hydrogen during conversion to biofuels (Santillan-Jimenez & Crocker, 2012). Moreover, the distinct properties of aviation biofuel derived from non-edible crops, such as biodegradability, renewability, ready availability, lower Sulphur content, and higher heat content, make it a possible alternative feedstock for aviation biofuel production (Shaah et al., 2021). However, many non-edible seed oils, including calabash seed oil, have not been adequately evaluated for their potential as feedstocks in aviation biofuel production.

Calabash, also known as Lagenaria siceraria, is described as a climbing ornamental plant with little or no industrial application. It is widely cultivated in the Northern part of Nigeria and has a maturity age of 3-4 months (Muhammad et al., 2022). The mature fruit of this plant consists of a hard, spherical shell containing about 80 – 100 seeds, depending on the fruit size (Awulu et al., 2015). The most important part of the fruit to farmers is the shell, which is used locally as containers and storage vessels (Oyelaran et al., 2020), floats, musical instruments and ornaments (Ndoumbe et al., 2023). The seeds are flat, with thick, hard, brown hulls covering the white endosperm. The seeds are usually discarded as waste, except for a few reserved as seedlings for the next planting season (obodoeze & Nwabanne, 2022). These seeds, discarded as waste, contain about 40 – 50% oil (Adeyemi et al., 2023; Obodoeze & Nwabanne, 2022; Hashimu et al., 2020) and could be used in various industrial applications. Few researchers have studied the potential of calabash seed oil (via analysis of its physiochemical properties) for various industrial applications, such as biodiesel production (Obodoeze & Nwabanne, 2022), production of insulating oil for transformers (Piembe et al., 2024; Ndoumbe et al., 2023; Oyelaran et al., 2020), etc. But none has studied its potential for aviation biofuel production. Hence, this study aims to investigate the potential of calabash seed oil as a feedstock for aviation biofuel production.

Materials and Methods

2.1 Sample Collection and Preparation

The calabash seeds were purchased from Gamborumgara market in Maiduguri, Borno State, Nigeria. To ensure that only the healthy seeds are used for oil extraction, the purchased seeds were screened to remove any damaged or spoiled seeds. The healthy seeds were dehulled and sun-dried for two days to reduce their moisture content, then milled and stored in an airtight container for subsequent extraction.

2.2 Design of Experiment for Optimisation of Calabash Seed Oil Extraction

The response surface methodology (RSM) was used to describe the effects of three independent variables (reaction temperature (A), reaction time (B), and solvent-to-solid ratio (C)) on oil extraction yield. The central composite design (CCD) of RSM in Design-Expert version 12 was employed for experimental design. The ranges and levels of independent variables are presented in Table 1. Based on the design layout, 20 experimental runs were performed to investigate the effects of the three

Table 1: The levels of the independent variables in coded and uncoded forms

Variables	Code	Levels -α	Low	Mean	High	+α
Temperature (°C)	A	36.8393	40	50	60	63.1607
Time (min)	B	15.7768	30	75	120	134.223
Solvent/solid ratio (ml/g)	C	10.5179	20	50	80	89.4821

independent variables on the response (oil yield). The regression analysis was performed to estimate the response function as a second-order polynomial (Kayarogannam, 2023):

$$Y = \beta_o + \sum_{i=1}^{k} \beta_i X_i + \sum_{i=1}^{k} \beta_{ii} X_i^2 + \sum_{i<j} \sum \beta_{ij} X_i X_j \quad (1)$$

Where Y is the predicted response, βo is the constant term, βi is the linear term coefficient, βii is the quadratic term coefficient, βij is the interaction term coefficient, i is the factor number from i to k, and Xi, Xii, and Xij are the linear, quadratic, and interactive term variables, respectively.

2.3 Calabash Seed Oil Extraction

The extraction of calabash seed oil was carried out using n-hexane as solvent via the Soxhlet extraction method. The percentage oil yield was calculated as:

$$Oil\ yield\ (\%) = \frac{W_3}{W_0} X\ 100 \quad (2)$$

$$\text{and,} W_3 = W_2 - W_1 \quad (3)$$

Where: W_0 is the weight of the sample, W_1 is the weight of the flask, W_2 is the weight of the flask and oil, and W_3 is the weight of the oil.

2.4 Characterisation of the extracted calabash seed oil

The physicochemical properties of the extracted oil were determined using the standard test methods outlined in Table 2. Also, the functional group and fatty acid profile of the calabash seed oil were determined using a Fourier transform infrared (FTIR) spectrometer and gas chromatography-mass spectrometer (GC-MS), respectively.

Table 2: Standard test methods for characterisation of extracted calabash

Oil Property	Standard test method
Moisture content	AOCS CA 2c-25 (2017)
Specific gravity (S.G)	AOAC 920.212 (2000)
Kinematic viscosity	EN ISO 3104, ASTM D445
Refractive index	AOAC CC7-25 (2009)
Melting point	ASTM D5440 (2017)
Flash point	ASTM D93 (2020)
Cloud point	ASTM D5773
Saponification value	AOAC 920.160 (2000)
Peroxide value	AOCS Cd 8-53 (1996)
Iodine value/number	AOAC 920-159 (2000)
Acid value	AOAC 969.20 (2000)
Free fatty acid (FFA) value	AOCS Ca 5a-40 (1989)
Calorific value	AOAC 1990, ASTM D240-19 (2019)
Pour point	AOAC 1990, ASTM D97

Results and Discussion

3.1 Statistical data analysis of calabash seed oil extraction

3.1.1Model fitting and ANOVA analysis

Based on the experimental design matrix, 20 experiments were used to evaluate the effects of three process variables (temperature, time, and solvent/solid ratio) on the response (% oil yield). The model fit was analysed using the RSM analysis tools. The model summary statistics are presented in Table 3. For a good model, the R^2 value should be close to unity. Also, the adjusted R^2 and the predicted R^2 values should be in reasonable agreement (within 0.2) (Obodoeze & Nwabanne, 2022). Table 3 reveals that although the cubic model has the highest R^2 value of 0.9891, it is aliased. Also, the adjusted R^2 and predicted R^2 values for this model are not in reasonable agreement (> 0.3). Hence, the quadratic model with an R^2 of 0.9691 and a reasonable agreement between the adjusted R^2 and predicted R^2 (< 0.15) was used for the analysis of variance (ANOVA).

Table 3: Model summary statistics

Source	Std. Div.	R^2	Adjusted R^2	Predicted R^2	PRESS	
Linear	2.99	0.8996	0.8808	0.8272	246.40	
2FI	2.71	0.9332	0.9024	0.8031	280.67	
Quadratic	**2.10**	**0.9691**	**0.9413**	**0.8104**	**270.32**	**Suggested**
Cubic	1.61	0.9891	0.9654	0.6031	565.80	Aliased

The ANOVA of the quadratic model is presented in Table 4. The model F-value of 34.88 implies the model is significant. There is only a 0.01% chance that an F-value this large could occur due to noise. Also, the lack of fit F-value of 2.08 indicates the lack of fit is not significant relative to pure error. There is a 21.99% chance that a lack of fit of an F-value this large could occur due to noise. Non-significant lack of fit is good. Equation (4) represents the model equation in terms of coded factors. Where A, B, and C are the coded values of temperature, time, and solvent/solid ratio, respectively.

$$\%Oil\ yield = 31.85 + 4.56A + 3.65B + 8.82C + 1.11AB - 1.45AC + 1.63BC + 2.18A^2 + 1.20B^2 - 0.9974C^2 \quad (4)$$

The model terms with p-values less than 0.0500 are considered statistically significant whereas those with p-values greater than 0.0500 are considered insignificant. In this case, A, B, C and A^2 are significant model terms, while AC, AB, BC, B^2 and C^2 are insignificant model terms.

Table 4: ANOVA for the quadratic model of calabash seed oil extraction

Source	Sum of squares	Df	Mean square	F-value	P-value	
Model	1381.53	9	153.50	34.88	< 0.0001	Significant
A-Temperature	238.43	1	238.43	54.18	< 0.0001	
B-Time	152.33	1	152.33	34.61	0.0002	
C-Solvent/solid ratio	891.65	1	891.65	202.59	< 0.0001	
AB	9.86	1	9.86	2.24	0.1653	
AC	16.71	1	16.71	3.80	0.0800	
BC	21.32	1	21.32	4.84	0.0524	
A^2	33.03	1	33.03	7.50	0.0209	
B^2	10.10	1	10.10	2.30	0.1607	
C^2	6.93	1	6.93	1.58	0.2380	
Residual	44.01	10	4.40			
Lack of Fit	29.73	5	5.95	2.08	0.2199	not significant
Pure Error	14.28	5	2.86			
Cor Total	1425.54	19				

After removing the insignificant model terms from equation 4, the final model is presented in equation 5.

$$\%Oil\ yield = 31.85 + 4.56A + 3.65B + 8.82C + 2.18A^2 \quad (5)$$

The quadratic model fit statistics (Table 5) show that the predicted R^2 of 0.8104 is in reasonable agreement with the adjusted R^2 of 0.9413 (<0.2). Also, the R^2 value of 0.9691 is close to unity and indicates that 96.91 % of the variability in the response (oil yield) could be explained by the model. The Adequate precision measures the signal-to-noise ratio. A ratio greater than 4 is desirable. The ratio of 22.953 obtained indicates an adequate signal. Hence, all statistical indicators show that this model can be used to navigate the design space.

Table 5: The quadratic model fit statistics

Std. Dev.	2.10	**R^2**	0.9691
Mean	33.22	**Adjusted R^2**	0.9413
C.V. %	6.31	**Predicted R^2**	0.8104
		Adeq Precision	22.9533

3.1.2 Diagnostic Analysis for Model Validation

The diagnostic analysis was used to check the validity and reliability of the developed model. Table 6 shows the calabash seed oil extraction design matrix of the independent variable with the actual and predicted %oil yield, and their corresponding residual. The maximum oil yield of 52.812% was obtained at 60 ^{O}C, 120 min contact time and solvent/solid ratio of 80 ml/g. It can be noticed from the table that, except for experimental run 10 with a residual value of 3.0, the residual values are within the range of ±2. This implies that the experimental yields are very close to the predicted value. Figure 1a shows that the normal probability plot of residuals was adequately approximated along a straight line with no sign of non-normality, showing that the normality plot of residuals fulfilled the requirement for model adequacy tests. A plot of predicted vs actual values (Figure 1b) shows uniform distribution of points along the straight line, confirming

the low residual values. This shows that the experimental values were well fit by the model equation.

Table 6: Calabash seed oil extraction design matrix of the independent variable with the actual and predicted %oil yield, and their corresponding residual.

Std	Run	A: Temp (°C)	B: Time (min)	C: Solvent/solid ratio (ml/g)	Oil yield (%)		Residual
					Actual value	Predicted value	
18	1	50	75	50	29.648	31.86	-2.21
5	2	40	30	80	34.691	35.78	-1.09
1	3	40	30	20	17.925	18.51	-0.5878
6	4	60	30	80	39.632	39.79	-0.1547
9	5	36.8393	75	50	29.432	29.63	-0.1933
19	6	50	75	50	32.142	31.86	0.2857
17	7	50	75	50	34.048	31.86	2.19
7	8	40	120	80	46.06	44.11	1.95
10	9	63.1607	75	50	42.604	41.63	0.9748
11	10	50	15.7768	50	32.148	29.14	3.00
8	11	60	120	80	52.812	52.56	0.2494
4	12	60	120	20	35.297	34.55	0.7472
14	13	50	75	89.4821	40.884	41.74	-0.8514
2	14	60	30	20	26.016	28.30	-2.29
3	15	40	120	20	20.134	20.32	-0.1837
16	16	50	75	50	32.98	31.86	1.12
13	17	50	75	10.5179	20.155	18.52	1.63
20	18	50	75	50	30.128	31.86	-1.73
12	19	50	134.223	50	36.517	38.74	-2.22
15	20	50	75	50	31.201	31.86	-0.6553

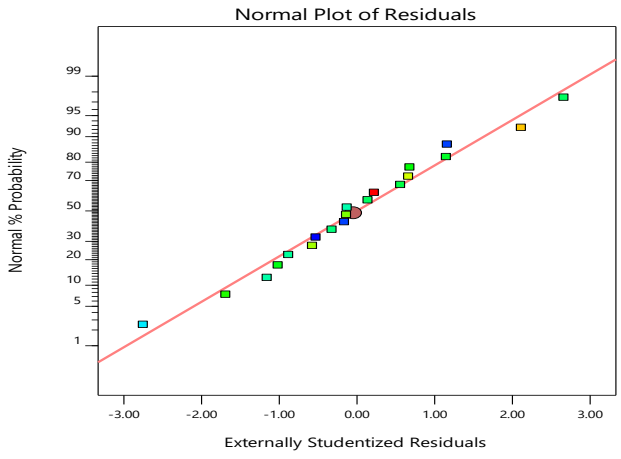

Figure 1a: Adequacy test plot for calabash seed oil yield (%); Normal probability distribution,

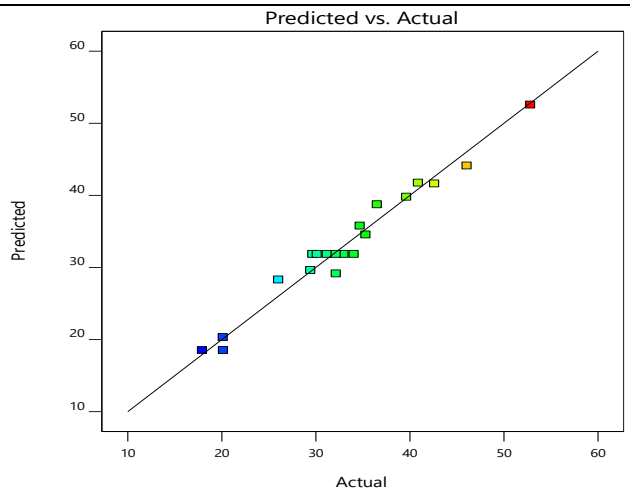

(b)

Figure 1b: Adequacy test plot for calabash seed oil yield (%); Predicted versus actual values.

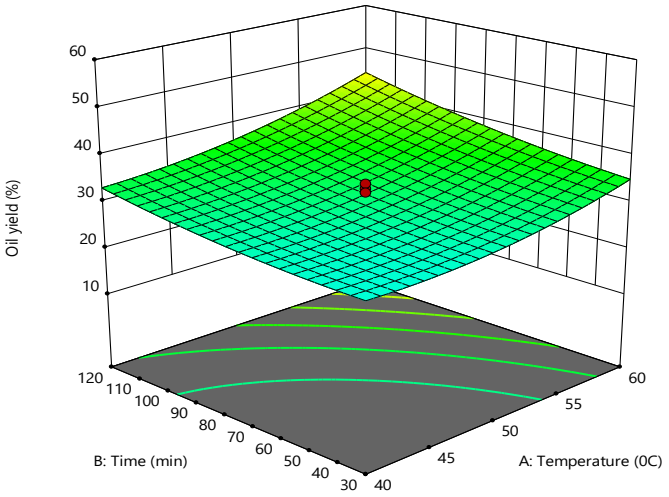

Figure 2a: 3D response surface plots of Temperature and Time,

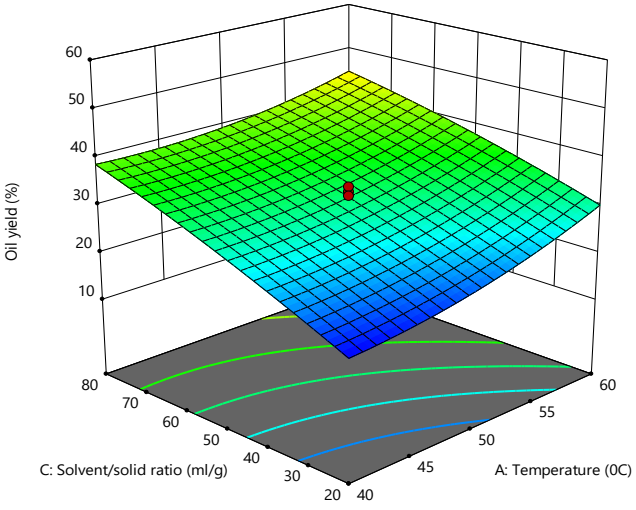

Figure 2b: 3D response surface plots Temperature and Solvent/Solid ratio,

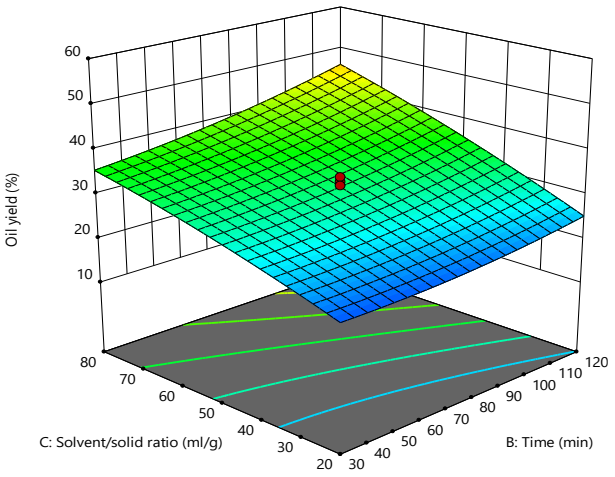

Figure 2c: 3D response surface plots Time and Solvent/Solid ratio

3.1.3 Analysis of 3D response surface plot

The 3D response surface plots (Figure 2) illustrate the interactive effects of two variables (temperature and time; temperature and solvent/solid ratio; and time and solvent/solid ratio) on the response (% oil yield). All three response surfaces appear relatively smooth with a moderate upward curvature, indicating that both independent variables (in each case) positively influence oil recovery within the studied range. The contour lines beneath the plots confirm the interaction between the variables. The contour lines appear smooth and evenly distributed, indicating a moderate interactive effect rather than a highly nonlinear relationship. This suggests that, in each case, both factors contributed synergistically to oil recovery.

In Figure 2a, at lower temperatures (40 -45 ^{O}C) and shorter extraction times (30 – 50 min), the oil yield was relatively low. This may be due to limited solvent penetration and reduced diffusion of oil across the seeds' cellular structure. According to studies on solvent extraction kinetics, insufficient thermal energy reduces solvent efficiency and slows mass transfer rates, resulting in lower extraction yields (Chemat et al., 2017; Azmir et al., 2013). As the extraction temperature increased toward 55 – 60 ^{O}C and the extraction time extended to approximately 100-120 min, the oil yield increased noticeably. High temperature enhances solvent diffusivity, thereby facilitating greater oil recovery

(Chemat et al., 2017). Similarly, longer extraction time allows for prolonged contact between the solvent and the biomass, leading to more complete extraction of intercellular oils.

Figure 2b shows that as both the extraction temperature and the solvent/solid ratio increased, the oil yield improved considerably. Higher temperatures enhanced solvent penetration into cellular structures, reduced solvent viscosity, and increased the diffusivity of oil molecules, leading to greater extraction efficiency (Chemat et al., 2017). Similarly, increasing the solvent/solid ratio provides more solvent molecules for dissolving extractable lipids, thereby increasing the driving force for mass transfer and improving oil recovery.

In Figure 2c, the oil yield gradually improved as the extraction time increased toward 100 -120 min, and the solvent/solid ratio increased toward 70 -80 mL/g. Prolonged extraction time enhances solvent penetration and allows for more effective attainment of solid-liquid phase equilibrium. Similarly, increased solvent availability improves mass transfer by maintaining a strong concentration gradient between the biomass and solvent (Myers et al., 2016).

From the perspective of sustainable aviation biofuel production, a higher oil yield is highly desirable because lipid-rich feedstock provides the raw material required for renewable jet fuel production. Efficient extraction processes enhance feedstock utilisation and improve the economic viability of biofuel production systems. However, although increasing temperature, extraction time and solvent/solid ratio improved oil yield within the studied range, excessively high temperature or prolonged extraction may eventually lead to degradation of thermally sensitive fatty acids, oxidation of extracted oils, and increased energy consumption, while a very high solvent ratio may increase operational cost associated with solvent recovery and recycling. Therefore, optimisation is essential to balance extraction efficiency with economic feasibility and product quality.

3.1.4 Numerical Optimisation and Experimental Validation

The RSM numerical optimisation tool was used to optimise the extraction process. "in range" was selected for the process variables, while "maximise" was selected for the response (oil yield). Of the 68 solutions obtained by the optimisation tool, the first solution with the highest desirability value of 0.993 was selected and presented in Table 7. The result shows that the optimum conditions for calabash seed oil extraction are: Temperature of 60 ^{O}C, contact time of 120 min and solvent/solid ratio of 80 mL/g. The numerical solution of the model was experimentally validated by conducting an experiment at the model-predicted optimum process conditions. The % oil yield (52.302%) obtained is in close agreement with the model-predicted result.

3.2 Characterisation of the calabash seed oil

The characteristics and compositions of a vegetable oil affect the cost and characteristics of the aviation biofuel produced from such oil. They are the key parameters that determine its applicability as feedstock for jet biofuel production. The physicochemical properties and compositions of the calabash seed oil are discussed in the subsequent sections.

3.2.1 The Physicochemical Properties of the Calabash Seed Oil

Table 8 shows the physicochemical properties of the extracted calabash seed oil, both values obtained in this study and those in the literature. The moisture content of this oil is 0.74%. The moisture content of a vegetable oil is an important parameter that affects both the yield and quality of biofuel obtained from the oil. A low moisture content is desirable because excessive water can lower the heating value of the oil, increase the ignition delay and reduce combustion rate (Baidoo et al., 2022). It can also promote triglyceride hydrolysis, leading to more free fatty acid (FFA) formation and hence, can negatively affect the hydrotreating processes used in biofuel production (Umeh & Okonkwo, 2010). Another property of oil that helps to determine the quality of aviation biofuel produced from such oil is the specific gravity. The specific gravity of an oil indicates the energy content of the fuel produced from it. The higher the density of feedstock oil, the higher the density and greater the potential energy content of the biofuel produced from it (Umeh & Okonkwo, 2010). The specific gravity of 0.96 is very close to the value of 0.91 obtained by Obodoeze & Nwabanne, (2022), and in high agreement with the specific gravity of most commonly used vegetable oils (Karmakar et al., 2017). The viscosity of 75 cP at 25 ^{O}C indicates that the oil is highly viscous. Excessive viscosity can hinder atomization and combustion in engines (Zhao et al., 2014). High viscosity is a common characteristic of vegetable oils due to their large triglyceride molecular structure (Karmakar et al., 2017), and this is the main reason they are not used directly in diesel engines (Umeh & Okonkwo, 2010). Despite this limitation, high viscosity in raw oils does not invalidate them as feedstocks since viscosity can be significantly reduced during refining and conversion into aviation biofuel. The refractive index of 1.47 is in high agreement with the literature values (see Table 8). The refractive index indicates the level of unsaturation in the oil and the chance of the oil undergoing rancidity (Baidoo

et al., 2022). The obtained value of 1.47 is on the high side, suggesting the presence of unsaturated fatty acids, most likely the oleic and linoleic acids, which are favourable precursors for renewable aviation fuel production. The flash point of 289.3 ^{O}C agrees with the values reported by Zhao et al., (2014) for commonly used vegetable oils. The flash point is a safety indicator for the storage, transportation, and use of flammable liquids (Umeh & Okonkwo, 2010). Fuels with high flash point values are less flammable under normal handling conditions, making them advantageous for industrial processing. The high flash point of 289.3 ^{O}C demonstrates excellent safety during storage and transportation.

Table 7: The model- predicted optimum conditions for calabash seed oil extraction

Temperature (^{O}C)	Time (min)	Solvent/solid Ratio (ml/g)	Oil yield (%)		Desirability
			Predicted value	Experimental value	
60.000	120.000	80.000	52.563	52.302	0.993

The cloud point and pour point are two important parameters used to assess the cold-flow properties of liquid fuels at different temperatures. The cloud point and pour point of this oil were 8.4 ^{O}C and -22.40 ^{O}C, respectively. The relatively low pour point is favourable because it indicates that the oil can still flow at lower temperatures, an essential requirement for aviation fuels operating at extremely cold atmospheric conditions. Although the cloud point is moderately high, upgrading processes such as isomerisation during the HEFA process can significantly enhance low-temperature operability (Umeh & Okonkwo, 2010). The saponification number/value provides a direct measure of the average molecular weight of any oil. Oils with mainly long-chain fatty acids of C16 and C18 have saponification value ranges of 168 – 196 mg KOH/g Oil, while oils with mainly C12 and C14 acids have saponification values ranging from 235 – 260 mg KOH/g Oil (Umeh & Okonkwo, 2010). The saponification value of 171.49 mg KOH/g Oil indicates the abundance of C16 and C18 fatty acids in calabash seed oil. Hence, indicating that the oil is suitable for aviation biofuel production because the dominant fatty acids can yield hydrocarbons within the desired jet fuel range. The high peroxide value of 18.40 meq O_2/kg indicates some degree of oxidation in the oil. This was expected because of the high refractive index, which indicated some degree of unsaturation in the oil. Lower peroxide values are generally preferred because oxidation products can reduce storage stability and catalyst efficiency during upgrading. Nevertheless, antioxidant treatment and refining can improve oxidative stability before conversion to aviation biofuel (Umeh & Okonkwo, 2010). The iodine value of 71.141 g I_2/ 100g Oil is in close agreement with the literature values (Table 8) and indicates moderate unsaturation, suggesting a balanced fatty acid composition suitable for aviation biofuel production. The acid value of 1.738 mg/g and FFA value of 0.869% are relatively low, indicating minimal hydrolytic degradation (Umeh & Okonkwo, 2010). Low acid and FFA values are highly desirable because high FFA feedstocks can cause soap formation during transesterification and catalyst deactivation during hydrotreating (Obodoeze & Nwabanne, 2022). The calorific value of 32.90 MJ/kg indicates that the oil has appreciable energy content, though slightly lower than conventional aviation fuel. After hydroprocessing and deoxygenation, the calorific value of the resulting aviation biofuel can be significantly improved, closer to the petroleum-derived jet fuel standard.

Table 8: The physicochemical properties of the calabash seed oil

Parameter	Test results				
	This study	Literature values			
		(Obodoeze & Nwabanne, 2022)	(Oyelaran et al., 2020)	(Danjuma & Dandago, 2009)	(Awulu et al., 2015)
Moisture content (%)	0.742	0.16	-	-	2.30
Specific gravity (S.G)	0.96	0.91	0.813	0.74	0.841
Viscosity @ 25°C (cp)	75.9	-	-	-	-
Refractive index	1.47	1.47	-	1.482	-
Melting point (^{O}C)	30.20	29.00	-	28.00	-
Flash point (^{O}C)	289.3	146.00	164.00	-	310
Cloud point (^{O}C)	8.4	10.00	10.00	-	10.00
Saponification value (mg KOH/mg)	171.49	196.50	157.00	229.6	-
Peroxide value (meqO_2/kg)	18.40	4.19	7.22	-	-
Iodine value/number (gI_2/100g oil)	71.141	74.65	52.23	75.20	-
Acid value (mg/g)	1.738	1.98	0.143	2.02	-
Free fatty acid (FFA) value	0.869	0.99	0.072	1.01	0.2244
Calorific value (MJ/kg)	32.90	-	-		-
Pour point (^{O}C)	-22.40	-9.00	4.00	-	40

In summary, the physicochemical properties of the calabash seed oil demonstrate promising characteristics for sustainable aviation fuel production. The moderate iodine value, low acid value, acceptable free fatty acid content, high flash point, and favourable pour point collectively suggest that the oil can serve as an efficient renewable feedstock for the HEFA aviation biofuel production process after appropriate pretreatment and upgrading. However, the relatively high viscosity and peroxide value indicate that refining and catalytic upgrading processes would be necessary to optimise fuel quality and performance.

3.2.2 FTIR Characterisation of the extracted calabash seed oil

The Fourier Transform Infrared (FTIR) spectroscopy was used to characterise the functional groups in the calabash seed oil. Table 9 shows the FTIR

Table 9: The FTIR spectral interpretation

Peak Position (cm^{-1})	Probable Assignment	Interpretation	Reference
3927.395	Free O–H stretching	Moisture traces or hydroxyl compounds	(Stuart, 2004)
3605.779	O–H stretching vibration	Alcohols/phenols	
3410.538	Broad O–H stretching	Hydrogen-bonded hydroxyl groups	
3269.905	N–H/carboxylic O–H stretching	Weak amine or carboxylic acid compounds	
3005.212	=C–H stretching/ carboxylic O-H stretching	Unsaturated fatty acids	
2756.945	Carboxylic O-H stretching	Fatty acid groups	
2616.28	Carboxylic O–H stretching	Fatty acid groups	
2444.631	Combination C-H stretching	Overtones of hydrocarbon chains	
2168.433	C≡C or C≡N stretching	Minor unsaturated/trace compounds	
1989.044	Combination band	Overtones of hydrocarbon chains	
1841.169	C=O stretching	Ester or anhydride groups	
1662.897	C=C stretching	Unsaturated lipid structures	
1221.754	Aliphatic C–O stretching	Ester functional groups	
1064.34	C–O stretching in alcohols	Triglyceride backbone	
905.101	Out-of-plane =C–H bending	Alkene groups	
769.908	CH2 rocking vibration	Long-chain hydrocarbons	

spectral interpretation. The broad absorption bands (3927 – 3269 cm^{-1}) observed in the high- wavenumber region indicate the presence of hydroxyl groups associated with moisture, fatty acids, and alcoholic compounds. These groups suggest partial oxidation and possible hydrogen interactions within the oil matrix (Stuart, 2004). The presence of =C-H stretching and C=C stretching vibrations (3005 and 1662 cm^{-1}) confirms the existence of unsaturated fatty acid chains. Unsaturation is desirable in biofuel feedstock because it enhances fluidity, although excessive unsaturation may reduce oxidative stability during long-term storage (Baidoo et al., 2022). The fatty acid- related absorption bands (3269, 3005, 2756 and 2616 cm^{-1}), and the strong ester-related absorption bands (1841, 1221 and 1064 cm^{-1}) indicate a triglyceride structure typical of vegetable oils. Triglycerides are the principal precursors for biodiesel and hydroprocessed esters and fatty acids (HEFA), which are widely used in sustainable aviation fuel production. The hydrocarbon chain vibration (905 and 769 cm^{-1}) corresponds to long aliphatic hydrocarbon chains. The abundance of hydrocarbon structure is beneficial because aviation fuels require energy-dense hydrocarbon molecules with favourable combustion properties (Denirabas et al., 2016; Shikha & Rita, 2012). The FTIR spectrum demonstrated that calabash seed oil possesses significant triglyceride and hydrocarbon characteristics that are highly favourable for aviation biofuel production.

3.2.3 Fatty acid composition analysis of calabash seed oil

Fatty acid profiling is essential in determining the nutritional quality and functional properties of oils and biological samples. The extracted calabash seed oil was analysed for its fatty acid composition using GC-MS analysis. The result is presented in Table 10. The result shows that the most abundant (39.67%) fatty acid is linoleic acid (C18:2). This indicates the presence of polyunsaturated fatty acids (PUFA). The second most abundant fatty acid at 21.11% is stearic acid (C18:0), followed by oleic acid (C18:1) at 11.62%, reflecting a balanced composition of saturated and monounsaturated fatty acids (MUFA). Palmitic acid (C16) contributes significantly (10,78%), while medium-chain fatty acids such as lauric and myristic acids occur in moderate proportions. Long-chain polyunsaturated fatty acids such as arachidonic acid, EPA, and DHA are present in smaller amounts. The high linoleic acid content of calabash seed oil was also reported by Obodoeze & Nwabanne, 2022). The fatty acid composition of commonly used vegetable oils is presented in Table 11. The fatty acid distribution obtained in this study is comparable to that in the literature (Table 11). It can be observed that in most vegetable oils, linoleic acid, oleic acid and palmitic acid predominates. The fatty acid composition of any vegetable oil depends on the plant species, growth conditions, processing conditions and oil extraction techniques used (Baidoo et al., 2022; Shaah et al., 2021; Atabani et al., 2013). This explains the minor variation observed in the fatty acid composition of calabash seed oil in this study and that reported by Obodoeze & Nwabanne, 2022).

The abundant components (C18:2, C18:0, C18:1 and C16) are the ideal precursors for jet fuel production. During hydroprocessing, the C18 compounds are decarboxylated and cracked into jet fuel–range (C8 – C16) hydrocarbons. Hence, the calabash seed oil has a good

Table 10: The Fatty acid profile of calabash seed oil

Fatty Acid	Common Name	IUPAC Name	% Composition
C12	Lauric acid	Dodecanoic acid	4.55%
C14	Myristic acid	Tetradecanoic acid	7.00%
C16	Palmitic acid	Hexadecanoic acid	10.78%
C18:0	Stearic acid	Octadecanoic acid	21.11%
C18:1	Oleic acid	(9Z)-Octadec-9-enoic acid	11.62%
C18:2	Linoleic acid	(9Z,12Z)-Octadeca-9,12-dienoic acid	39.67%
C20	Arachidic acid	Eicosanoic acid	2.15%
C20:4	Arachidonic acid	(5Z,8Z,11Z,14Z)-Eicosa-5,8,11,14-tetraenoic acid	0.36%
C22	Behenic acid	Docosanoic acid	1.20%
C20:5	Eicosapentaenoic acid (EPA)	(5Z,8Z,11Z,14Z,17Z)-Eicosa-5,8,11,14,17-pentaenoic acid	0.45%
C22:6	Docosahexaenoic acid (DHA)	(4Z,7Z,10Z,13Z,16Z,19Z)-Docosa-4,7,10,13,16,19-hexaenoic acid	1.11%

carbon chain distribution for aviation fuel production. Saturated fatty acids (SFA) are thermally stable and can yield high-quality paraffinic fuels (Umeh & Okonkwo, 2010). The fatty acid group distribution (Table 12) shows that the SFA are more abundant (46.79%). This quality can improve final stability and reduce processing severity. The monounsaturated fatty acids (MUFA) require less hydrogen than the polyunsaturated fatty acids (PUFA) and also maintain better oxidative stability (Umeh & Okonkwo, 2010). Unfortunately, the only MUFA present in this oil is oleic acid at about 11%, as against 41.59% PUFAs. This implies high hydrogen consumption during hydroprocessing and reduced fuel stability. The saturated fatty acids are known to have a higher freezing point (poor cold flow property) than the unsaturated fatty acids (better cold flow property). Table 12 shows that calabash seed oil contains a balanced quantity of SFA and PUFA, implying moderate cold flow performance of the oil (likely to meet the standard requirement after refining or blending).

In summary, the fatty acid composition analysis reveals that the calabash seed oil contains abundance of C16-C18 fatty acids, a good proportion of saturated fatty acids, and long-chain hydrocarbons suitable for jet fuel production. However, it will require refining to improve its oxidative stability due to high PUFA content.

Table 12: Fatty acid group distribution

Fatty acid group	Composition
Saturated fatty acids (SFA)	46.79%
Monounsaturated fatty acids (MUFA)	11.62%
Polyunsaturated fatty acids (PUFA)	41.59%

Table 11: Fatty acid composition of calabash seed oil and other commonly used oils

Vegetable Oils	C12:0	C14:0	C16:0	C18:0	C16:1	C18:1	C18:2	C18:3	Others
Soybean oil [a]	-	-	11–12	3	0.2	24	53–55	6–7	-
Sunflower oil [a]	-	-	7	5	0.3	20–25	63–68	0.2	-
Rapeseed oil [a]	-	-	4–5	1–2	0.21	56–64	20–26	8–10	9.1(20:1)
Palm oil [a]	-	1	37–41	3–6	0.4	40–45	8–10	-	-
Rice bran oil [a]	-	-	20–22	2–3	0.19	42	31	1.1	-
Cotton seed oil [a]	-	1	22–26	2–5	1.4	15–20	49–58	-	-
Coconut oil [a]	44–52	13–19	8–11	1–3	-	5–8	0–1	-	-
Cor(Maize) oil [a]	-	-	11–13	2–3	0.3	25–31	54–60	1	-
Peanut/Ground nut [a]	-	-	10–11	2–3	0	48–50	39–40	-	-
Sesame oil [a]	-	-	7–11	4–6	0.11	40–50	35–45	-	-
Safflower oil [a]	-	-	5–7	1–4	0.08	13–21	73–79	-	-
Karanja oil [a]	-	-	11–12	7–9	-	52	16–18	-	-
Jatropha oil [a]	-	1.4	13–16	6–8	-	38–45	32–38	-	-
Rubber seed oil [a]	-	2–3	10	9	-	25	40	16	-
Mahua oil [a]	-	-	28	23	-	41–51	10–14	-	-
Tung oil [a]	-	-	2.67	2.4	-	7.88	6.6	80.46*	-
Neem oil [a]	-	-	18	18	-	45	18–20	0.5	-
Castor oil [a]	-	-	0.5–1	0.5–1	-	4–5	2–4	0.5–1	83–85#
Linseed oil [a]	-	-	4–5	2–4	0–0.5	19.1	12–18	56.6	-
Olive oil [a]	-	-	13.7	2.5	1.8	71	10	0–1.5	-
Calabash seed oil [b]	-	0.26	11.60	4.76	0.24	15.72	63.07	1.09	3.26
Calabash oil (this study)	4.55	7.00	10.78	21.11	-	11.62	39.67	-	5.27

* Alpha-eleostearic acid. # Ricinoleic acid. Sources: a: (Karkamar et al., 2017), b: (Obodoeze & Nwabanne, 2022)

Conclusions

This study successfully demonstrated the feasibility of utilising calabash seed oil as a promising non-edible feedstock for sustainable aviation biofuel production. The extraction process was effectively optimised using Response Surface Methodology, with temperature, extraction time, and solvent-to-solid ratio significantly influencing oil yield. The optimum extraction conditions of 60 ^{O}C, 120 min, and 80 mL/g solvent-to-solid ratio produced a maximum oil yield of 52.302%.

The physicochemical characterisation of the extracted oil revealed several desirable properties for aviation biofuel applications, including low moisture content, low acid value, low free fatty acid content, high flash point, moderate iodine value, and favourable low-temperature flow characteristics. FTIR analysis confirmed the presence of triglycerides, ester groups, and hydrocarbon structures essential for HEFA-based aviation fuel production. Furthermore, GC–MS analysis showed that the oil is rich in C16–C18 fatty acids, which are suitable precursors for jet fuel-range hydrocarbons during hydroprocessing.

Despite the relatively high viscosity and peroxide value observed, which can be addressed through refining and catalytic upgrading processes, the findings of this study establish calabash seed oil as a viable renewable feedstock with considerable potential for sustainable aviation fuel production.

Funding

This research received no external funding.

Conflicts of Interest

The authors declare no conflict of interest.

References

Adeyemi, M. M., Muhammad, K. M., and Umoru, P. E. (2023). Optimisation of Biodiesel Production from Seeds of Cotton and Calabash Via in Situ Transesterification using CaO as Catalyst. Tropical Journal of Natural Product Research, 7(11).

Atabani, A. E., Silitonga, A., Ong, H., Mahlia, T., Masjuki, H., Badruddin, I. A., et al. (2013). Non-edible vegetable oils: a critical evaluation of oil extraction, fatty acid compositions, biodiesel production, characteristics, engine performance and emissions production. Renewable Sustainable Energy Reviews, 18, 211-245.

Awulu, J., Ogbeh, G., and Asawa, N. (2015). Comparative analysis of biodiesels from calabash and rubber seed oils. International Journal of Renewable Energy Development, 4(2), 131.

Azmir, J., Zaidul, I. S. M., Rahman, M. M., Sharif, K. M., Mohamed, A., Sahena, F., et al. (2013). Techniques for extraction of bioactive compounds from plant materials: A review. Journal of Food Engineering, 117(4), 426–436

Baidoo, M. F., Adjei, E. A., and Opoku, R., (2022). Rubber seed oil: Potential feedstock for aviation biofuel production. Scientific African, 17, e01393.

Boichenko, S., Zubenko, S., Konovalov, S., and Yakovlieva, A. (2020). Synthesis of camelina oil ethyl esters as components of jet fuels. Eastern-European Journal of Enterprise Technologies, 1(6), 103.

Cheah, K. W., Yusup, S., Loy, A. C. M., How, B. S., Skoulou, V., and Taylor, M. J. (2022). Recent advances in the catalytic deoxygenation of plant oils and prototypical fatty acid model compounds: Catalysis, process, and kinetics. Molecular Catalysis, 523, 111469.

Chemat, F., Rombaut, N., Sicaire, A. G., Meullemiestre, A., Fabiano-Tixier, A. S., & Abert-Vian, M. (2017). Ultrasound-assisted extraction of food and natural products: Mechanisms, techniques, combinations, protocols and applications. Ultrasonics Sonochemistry, 34, 540–560.

Danjuma, M., and Dandago, M. (2009). Extraction and characterisation of calabash (Lagenaria siceratia) seed oil. Techno Science Africana Journal, 3(1), 66-69.

Demirabas A., Bafail A., Ahmad W., and Sheikh M. (2016). Biodiesel production from non-edible plant oils. Energy Exploration & Exploitation. 34 (2) 290-318. DOI:10.1177/0144598716630166

Fu, J., Lu, X., and Savage, P. E. (2011). Hydrothermal decarboxylation and hydrogenation of fatty acids over Pt/C. ChemSusChem, 4(4), 481-486.

Hashimu, M., Ibrahim, J., Lema, S., and Suleiman, J. (2020). Chemical Analysis of (Lagenaria siceraria) Calabash Seeds Oil. Asian Journal of Biochemistry, Genetics and Molecular Biology, 5(2), 24-30.

Karmakar, G., Ghosh, P., and Sharma. (2017). Chemically Modifying Vegetable Oils to Prepare Green Lubricants. Journal of Lubricants, 5,44. DOI: 10.3390/lubricants5040044.

Kayarogannam, P. (2023). Introductory Chapter: Response Surface Methodology. In Response Surface Methodology-Research Advances and Applications: IntechOpen (2023).

Khan, S., Lup, A. N. K., Qureshi, K. M., Abnisa, F., Daud, W. M. A. W., and Patah, M. F. A. (2019). A review on deoxygenation of triglycerides for jet fuel range hydrocarbons. Analytical Applied Pyrolysis, 140, 1-24.

Kim, T.-H., Lee, K., Kim, M. Y., Chang, Y. K., and Choi, M. (2018). Effects of fatty acid compositions on heavy oligomer formation and catalyst deactivation during deoxygenation of triglycerides. ACS Sustainable Chemistry Engineering, 6(12), 17168-17177.

Markov V., Kamaltdinov V., Devyanin S., Sa B., Zherdev A. et al., (2021). Investigation of the Influence of Different Vegetable Oils as a Component of Blended Biofuel on Performance and Emission Characteristics of a Diesel Engine for Agricultural Machinery and Commercial Vehicles. Resources, 10(8), 74: https://doi.org/10.3390/resources10080074

Muhammad, K. M., Adeyemi, M. M., and Umoru, P. E. (2022). Biodiesel Production from Calabash Seed Oil Via Insitu Transesterification Using Heterogeneous Catalyst CaO. AFIT Journal of Science and Engineering Research, 2(1), 112-120.

Myers, R. H., Montgomery, D. C., & Anderson-Cook, C. M. (2016). Response Surface Methodology: Process and Product Optimisation Using Designed Experiments (4th ed.). Wiley.

Ndoumbe, J., Piembe, M. K., and Kom, C. H. (2023). Dielectric Characterisation of Calabash Seed Oil as a Substitute for Mineral Oil in Power Transformers. International Journal of Innovative Science and Research Technology, 8(8), 413-420.

Nugraha, R. E., Prasetyoko, D., Nareswari, N. A., Aziz, A., Holilah, H., Bahruji, H., et al. (2024). Jet-fuel range hydrocarbon production from Reutealis trisperma oil over Al-MCM-41 derived from Indonesian Kaolin with different Si/Al ratios. Case Studies in Chemical Environmental Engineering, 10, 100877.

Obodoeze, J. J., and Nwabanne, J. T. (2022). Oil Extraction from Calabash Seed: Kinetics and Optimisation Study. UNIZIK Journal of Engineering Applied Sciences, 21(1), 907-921.

Oyelaran, O. A., Bolaji, B. O., and Samuel, O. D. (2020). Assessment of calabash seed oil as a biobased insulating fluid for power transformers. Journal of Chemical Technology Metallurgy, 55(2), 307-313.

Piembe, M. K., Ndoumbe, J., and Kom, C. H. (2024). Study of Dielectric Relaxation of Insulating Oil from Lagenaria siceraria Seeds. World Journal of Engineering Technology, 12(4), 821-835.

Resurreccion, E. P., Roostaei, J., Martin, M. J., Maglinao, R. L., Zhang, Y., and Kumar, S. (2021). The case for camelina-derived aviation biofuel: sustainability underpinnings from a holistic assessment approach. Industrial Crops and Products, 170, 113777.

Santillan-Jimenez, E., and Crocker, M. (2012). Catalytic deoxygenation of fatty acids and their derivatives to hydrocarbon fuels via decarboxylation/decarbonylation. Journal of Chemical Technology Biotechnology, 87(8), 1041-1050.

Shaah, M. A. H., Hossain, M. S., Allafi, F. A. S., Alsaedi, A., Ismail, N., Ab Kadir, M. O., et al. (2021). A review on non-edible oil as a potential feedstock for biodiesel:

physicochemical properties and production technologies. RSC advances, 11(40), 25018-25037.

Shikha K. and Rita CY. (2012). Biodiesel production from non-edible oils: A review. J. Chem. and Pharm. Res 4(9), 4219-4230.

Stuart, B. (2004). Infrared Spectroscopy: Fundamentals and Applications. third ed, Wiley, Chichester, UK.

Tumba, K., Durrett, T. P., Niju, S., Ojumu, T. V., Tango, M. S., and Betiku, E. (2021). Plant Seed Oils and Their Potential for Biofuel Production. In (Vol. 9, pp. 756122): Frontiers Media SA.

Umeh, S. I., and Okonkwo, P. A. (2010). The Essential Properties of Oils for Biodiesel Production, In Biodiesel Plant-Fueling the Sustainable Outlook. DOI: http://dx.doi.org/10.5772/intecopen.1008694.

Zhao, X., Wei, L., and Julson, J. (2014). First stage of bio-jet fuel production: non-food sunflower oil extraction using the cold-press method. AIMS Energy, 2(2), 193-209..